

Scott E. Bennett, P.E.
Director




American Council of Engineering Companies - Arkansas

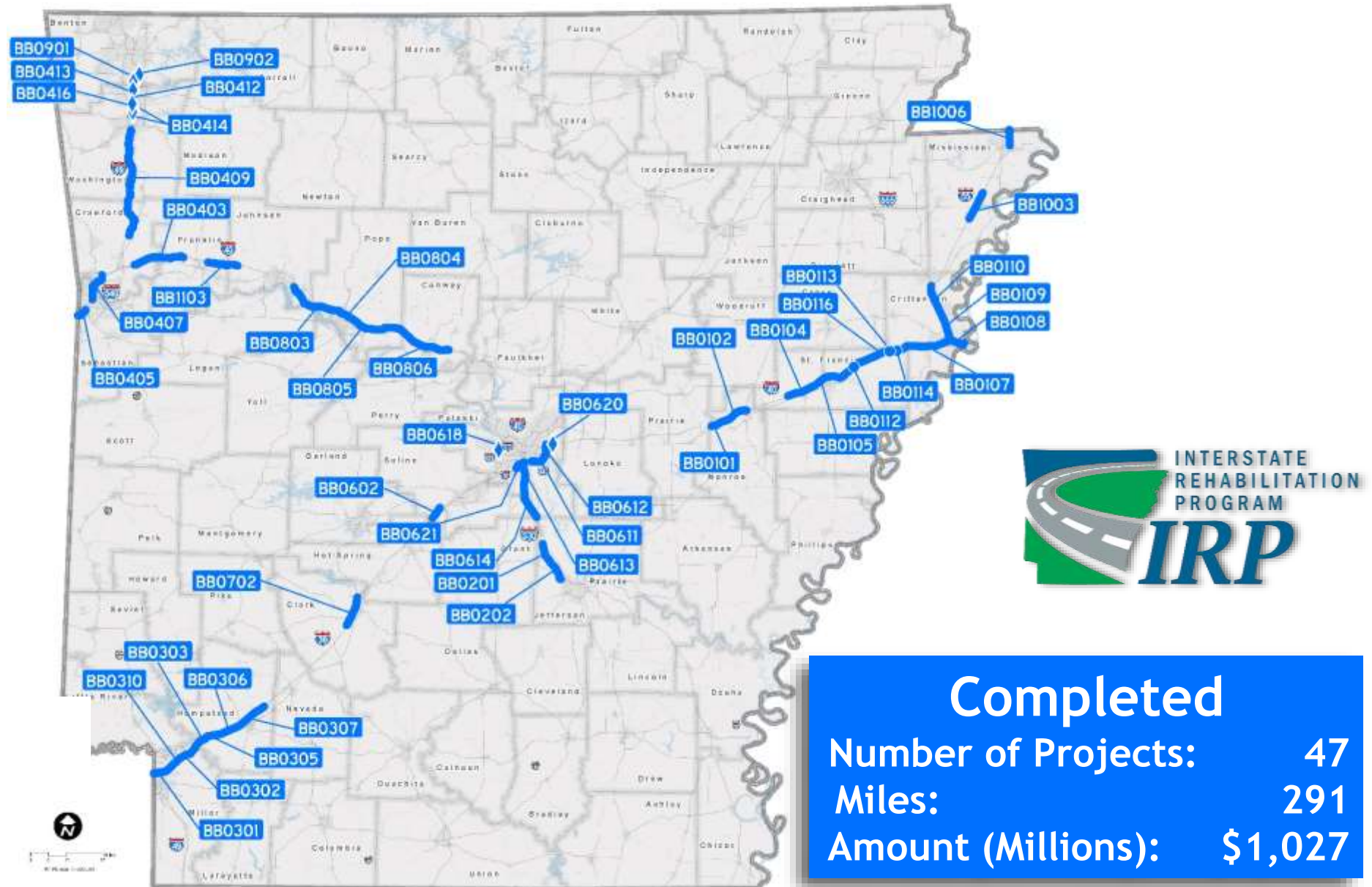
Thursday, November 7, 2019



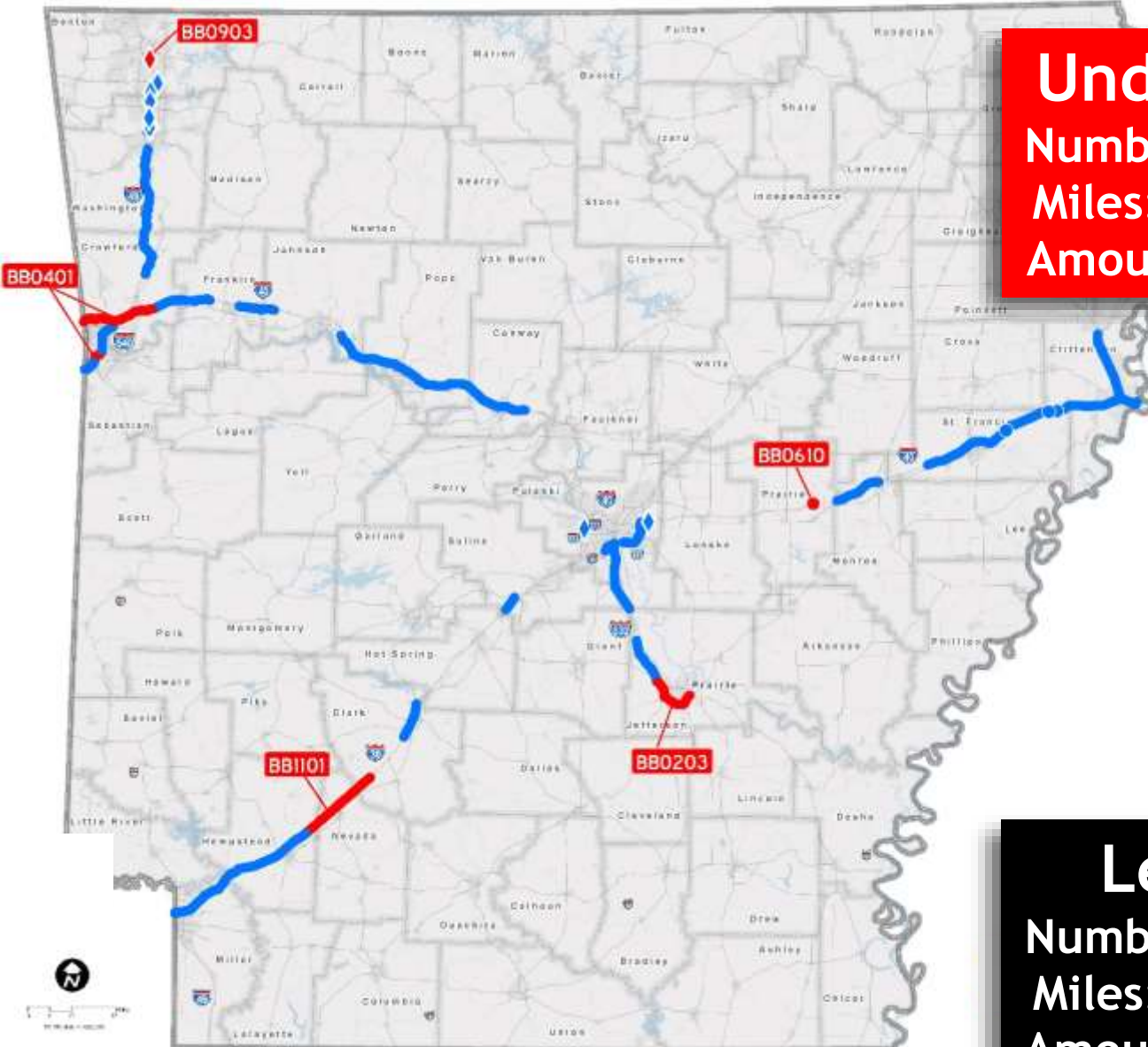
Construction Program Updates



Interstate Rehabilitation Program



Interstate Rehabilitation Program



Under Construction

Number of Projects:	5
Miles:	53
Amount (Millions):	\$287



Let To Contract

Number of Projects:	52
Miles:	344
Amount (Millions):	\$1,314

Interstate Rehabilitation Program



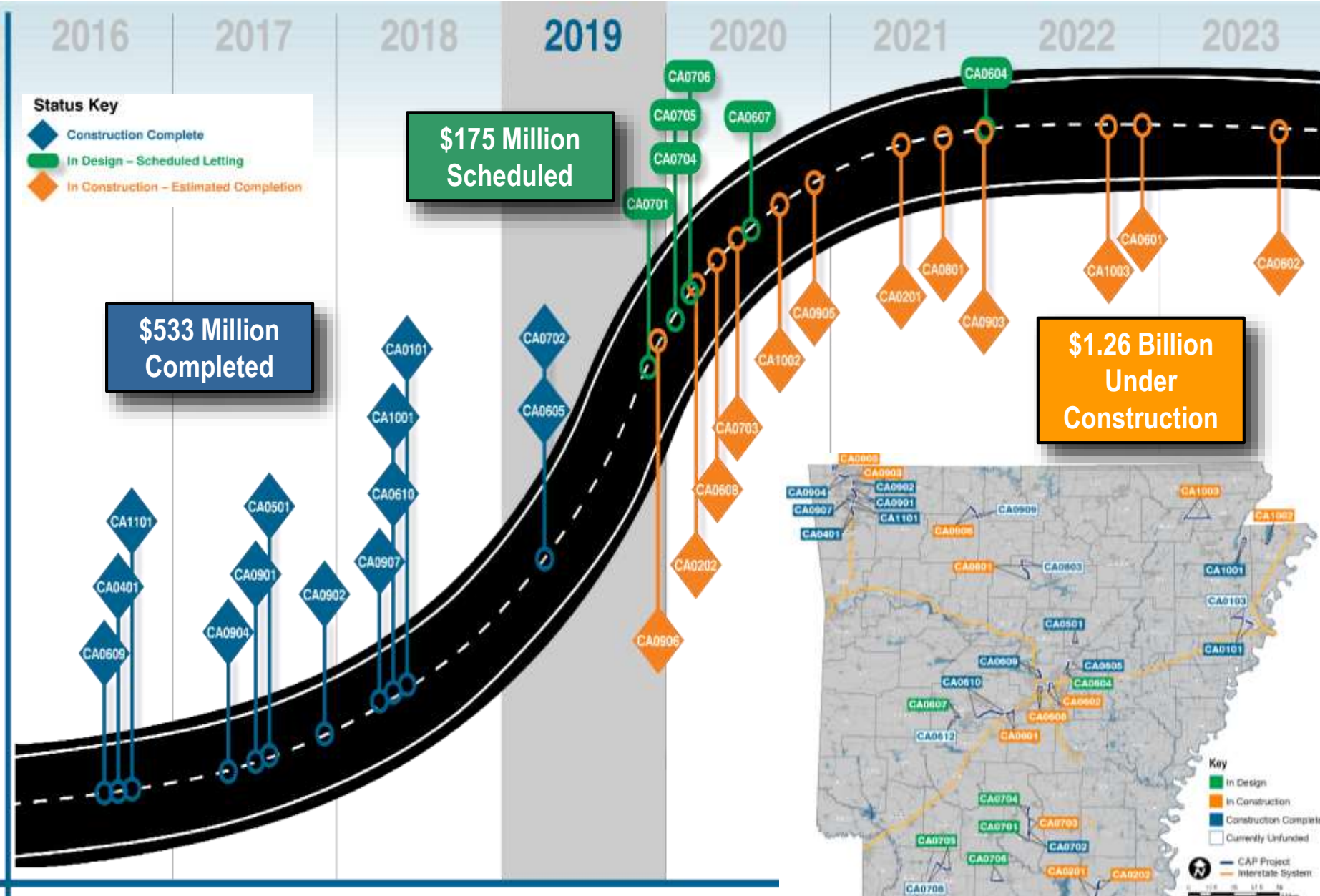
Scheduled

Number of Projects:	27
Miles:	160
Amount (Millions):	\$219

Total Program


Number of Projects:	79
Miles:	504
Amount (Millions):	\$1,533

Connecting Arkansas Program





Funding Updates



Act 416 Summary

Motor Fuel Tax

\$ 58 Million

Electric and Hybrid Vehicle Registration Fees

\$ 2 Million

Casino Revenue

\$ 35 Million

Total to ARDOT

\$ 95 Million



Proposed Constitutional Amendment

General Election Ballot – November 2020

½-Cent Sales Tax Permanent after SFY 2023

Will Continue to Provide **\$205 Million** to ARDOT Annually

Will Continue to Provide **\$43 Million** to Cities Annually

Will Continue to Provide **\$43 Million** to Counties Annually

Failure of the proposal at the polls will mean a reduction in funding to ARDOT, cities, and counties.

Plan Summary

Act 416 of 2019

\$ 95 Million

(Immediate Funding dedicated to System Preservation)

Proposed Amendment

\$205 Million

(Funding for System Preservation plus Capital Projects beginning in SFY 2024)

Total to ARDOT

\$300 Million

Benefits from Additional \$300 Million Per Year

Provide \$8.2 Billion in Economic Activity over 10 Years*

Support 3,596 Jobs Each Year*

Maintain Interstates in a State of Good Repair

Improve Approx. 6,900 Miles of Non-Interstate Highways over 10 Years

Repair/Replace Structurally Deficient and Posted Bridges over 10 Years

Increase Safety Improvements

Implement a Second Connecting Arkansas Program (CAP-2)

* **Source:** *"The Economic Impacts of an Annual \$478 Million Increase in Arkansas Highway, Street and Bridge Construction Investment,"* prepared by the American Road & Transportation Builders Association (ARTBA), October 2018; data prorated for \$300 million in additional annual revenue.

Annual Revenue Available

If the Constitutional Amendment passes,
Annual Revenue Expected to be Available
Beginning in SFY 2024 (July 2023):

Act 416 of 2019	\$ 95 Million
Proposed Amendment	\$ 205 Million
Current Construction Program	<u>\$ 440 Million</u>
Total Available SFY 2024	\$ 740 Million

Commission-Adopted Plan

• Pavement Preservation	\$ 3.0 Billion
• Bridge Improvements and Preservation	\$ 1.1 Billion
• Interstate Maintenance	\$ 1.0 Billion
• Safety Improvements	\$ 0.5 Billion
• Capital and Congestion Relief (CAP-2)	<u>\$ 1.8 Billion</u>
10-Year Total	\$ 7.4 Billion

Long-Term Revenue Available

10-Year Program

\$ 7.4 Billion

20-year Program

\$14.8 Billion



Pavement Improvements

Non-Interstates
 6,900 Miles
 \$3.0 Billion

Interstates
 700 Miles
 \$1.0 Billion

Bridge Improvements
 1,266 Structures
 \$1.1 Billion

Job Type

- Bridge Improvements
- Pavement Improvements

DRAFT

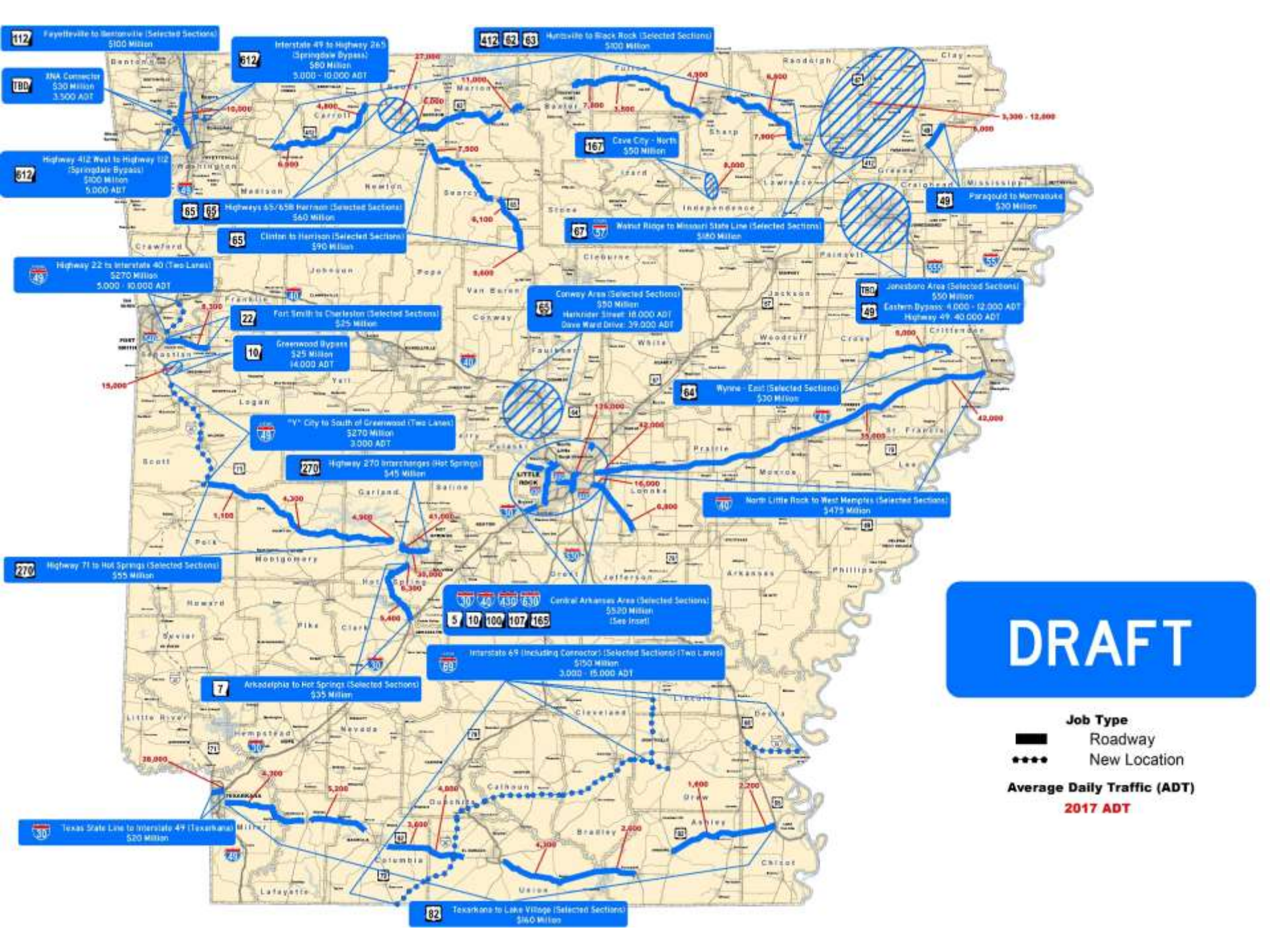
Congestion Relief

Route	Termini	Average Daily Traffic	Amount (x \$1 Million)
I-30	Texas State Line – Interstate 49 (Texarkana)	38,000	\$ 20
I-30 & I-40	Central Arkansas	120,000 – 125,000	\$350
I-40	North Little Rock to West Memphis (Selected Sections)	35,000 – 42,000	\$475
I-430	Interstate 30 to Interstate 40	88,000	\$ 30
I-630	Operational Improvements	112,000	\$ 40
Hwy. 5	State Highway 183 to Pulaski County Line	12,000	\$ 25
Hwy. 10	Greenwood Bypass	14,000	\$ 25
Hwy. 10	Chenal Parkway – East (Selected Sections)	42,000	\$ 25
Hwy. 22	Fort Smith to Charleston (Selected Sections)	8,300	\$ 25
Hwy. 49	Paragould to Marmaduke	6,000	\$ 30
Hwys. 65 & 65B	U.S. Highways 65 & 65B – Harrison (Selected Sections)	27,000	\$ 60
Hwy. 65B	Conway Area (Selected Sections)	18,000 – 39,000	\$ 50
Hwy. 100	Counts Massie Rd. to Interstate 430	53,000	\$ 20
Hwy. 107	General Samuels Rd. to LRAFB	8,600	\$ 10
Hwy. 112	Fayetteville to Bentonville (Selected Sections)	10,000	\$100
Hwy. 165	North Little Rock to England (Selected Sections)	6,800 – 16,000	\$ 20
Hwy. 167	Cave City – North	8,000	\$ 50
Hwy. 270	U.S. Highway 270 Interchanges – Hot Springs	30,000 – 41,000	\$ 45
Various	Jonesboro Area (Selected Sections) <i>Eastern Bypass & U.S. Highway 49</i>	4,000 – 12,000 & 40,000	\$ 50
Total			\$1,450

Capital Improvements

Route	Termini	Average Daily Traffic	Amount (x \$1 Million)
Future I-49	State Highway 22 to Interstate 40 (Two Lanes)	5,000 – 10,000	\$270
Future I-49	“Y” City to South of Greenwood (Two Lanes)	3,000	\$270
Future I-69	Interstate 69 (Including Connector) (Selected Sections) (Two Lanes)	3,000 – 15,000	\$150
Hwy. 7	Arkadelphia to Hot Springs (Selected Sections)	5,400 – 6,300	\$ 35
Hwys. 62, 63 & 412	Huntsville to Black Rock (Selected Sections)	3,500 – 11,000	\$100
Hwy. 64	Wynne – East (Selected Sections)	5,000	\$ 30
Hwy. 65	Clinton to Harrison (Selected Sections)	5,600 – 7,500	\$ 90
Hwy. 67 (Future I-57)	Walnut Ridge to Missouri State Line (Selected Sections)	3,300 – 12,000	\$180
Hwy. 82	Texarkana to Lake Village (Selected Sections)	1,600 – 5,200	\$160
Hwy. 270	U.S. Highway 71 to Hot Springs (Selected Sections)	1,100 – 4,900	\$ 55
Hwy. 612	U.S. Highway 412 West to State Highway 112 (Springdale Bypass)	5,000	\$100
Hwy. 612	Interstate 49 to State Highway 265 (Springdale Bypass)	5,000 – 10,000	\$ 80
TBD	XNA Airport Connector	3,500	\$ 30
Total			\$1,550





Potential Projects CAP-2

• Congestion Relief	\$ 1.45 Billion
• Capital Improvements	\$ 1.55 Billion
• Local Congestion Relief & Partnering	\$ 0.50 Billion
• ROW Acquisition & Utility Relocation	<u>\$ 0.10 Billion</u>
20-Year Total	\$ 3.60 Billion

2023 vs. 2024 if Vote Fails

Turnback to Cities

2023 - \$156 million

2024 - \$113 million

Nearly a 30% Reduction

Turnback to Counties

2023 - \$156 million

2024 - \$113 million

Nearly a 30% Reduction



Impact of Success

System Preservation
76% of Revenue

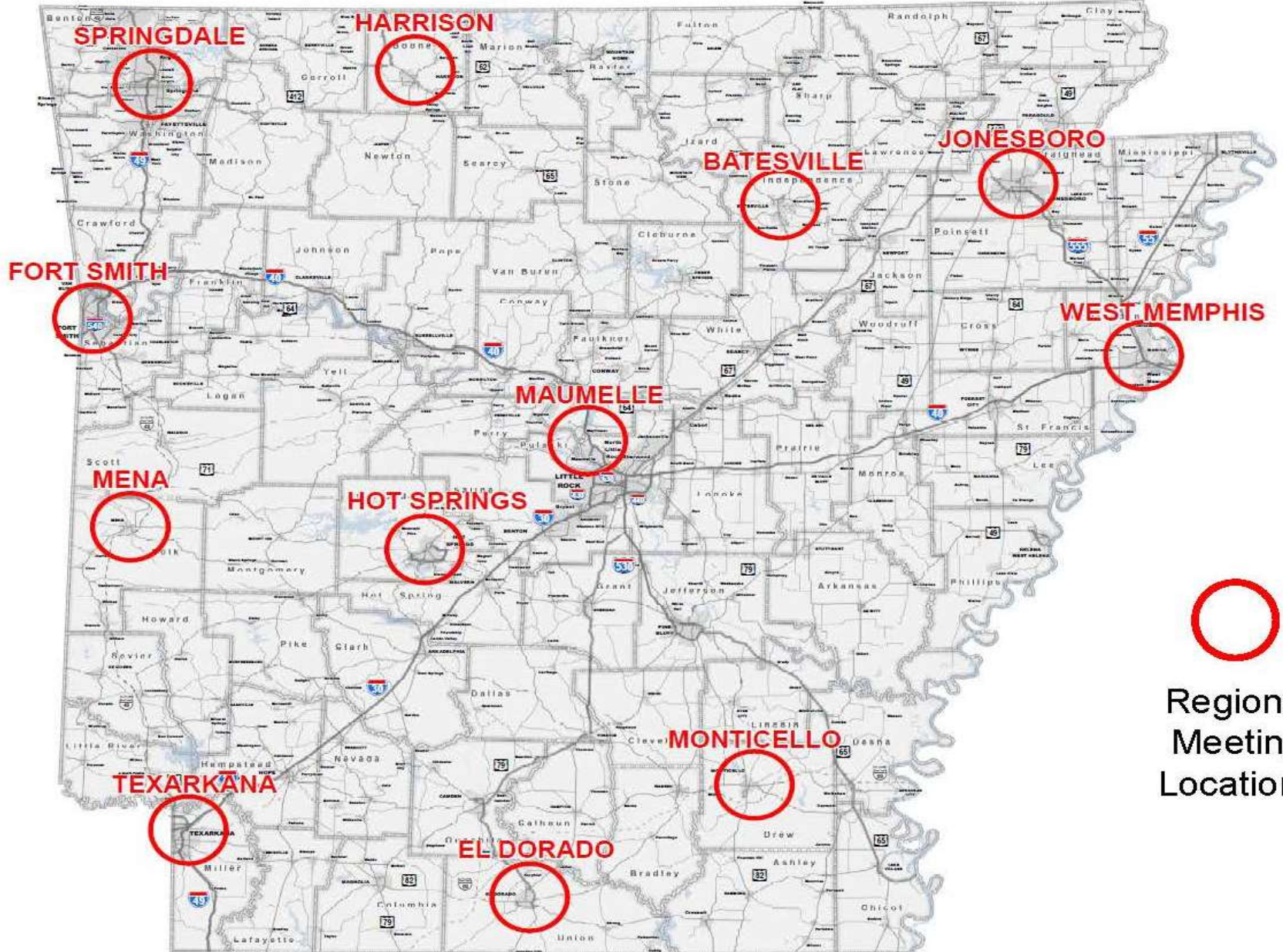
Impact of Failure

30% Revenue Reduction for
Cities / Counties

Capital and Congestion Relief Projects
24% of Revenue

Arkansas Department of Transportation Draft 2020 Regional Meeting Locations – October 18, 2019

New Highway Program




Regional Meeting Locations

ACEC



Business matters.



The POULTRY FEDERATION

AGC ARKANSAS

Roads and Bridges Coalition

November 15, 9:30 a.m.

Campaign Kickoff



Poultry Federation
Governor to Speak



Your
TRANSPORTATION SYSTEM



Questions?

